













# Heavy Equipment in Inventory

\*\* Prices are subject to verification

\*\* Some images may be multiple inventory items with each having an individual price.













\*\* Component(s) MUST sell with equipment

Year	Manufacturer	Description	Serial Number	Mileage	Inventory #	Price	Image	Maintenance History	Discount %	Current Price	
2001	INTERNATION	2674	1HTGLAET41H361834	85168	<u>158125</u>	\$10,500			0%	\$ 10,500	
	AL	Component:	2001 SWENSON MODEL EV 150 SANDER ATTACHED TO		<u>158124</u>	\$ 600					
		Component:	2001 MONROE MODEL MP41R12ISCTUT HEAD PLOW		<u>158123</u>	\$ 600					
		Component:	2001 MONROE MODEL 12DBL/SGL WING PLOW ATTACHED TO		<u>158122</u>	\$ 600					
										<b>Total Price of Vehicle w/Component</b>	<b>\$ 12,300</b>
2000	INTERNATION	2674	1HTGLAET4YH237539	133920	<u>157889</u>	\$11,000			0%	\$ 11,000	
	AL	Component:	998 MONROE MODEL MV16884 SANDER ATTACHED TO		<u>157888</u>	\$ 600					
		Component:	1994 JENSEN MODEL 4-40-54 HEAD PLOW ATTACHED TO		<u>157887</u>	\$ 600					
										<b>Total Price of Vehicle w/Component</b>	<b>\$ 12,200</b>
2000	INTERNATION	2674	1HTGLAET8YH237558	75133	<u>157879</u>	\$10,500			0%	\$ 10,500	
	AL	Component:	2000 SWENSON MODEL EV 150 SANDER ATTACHED TO		<u>157878</u>	\$ 600					
		Component:	2000 MONROE MODEL GULLWING HEAD PLOW ATTACHED TO		<u>157877</u>	\$ 600					
		Component:	2000 MONROE MODEL 12DBL/SGL WING PLOW ATTACHED TO		<u>157876</u>	\$ 600					
										<b>Total Price of Vehicle w/Component</b>	<b>\$ 12,300</b>
1999	INTERNATION	2674	1HTGLAHT0XH647054	116266	<u>157921</u>	\$11,000			0%	\$ 11,000	
	AL	Component:	SR13838: 1998 MONROE MODEL MV16884 SANDER ATTACHED		<u>157920</u>	\$ 600					
		Component:	SR03136: 1999 HENDERSON MODEL SNOWFOE PLOW		<u>157919</u>	\$ 600					
										<b>Total Price of Vehicle w/Component</b>	<b>\$ 12,200</b>
1999	INTERNATION	2674	1HTGLAET4XH647112	132318	<u>158121</u>	\$10,500			0%	\$ 10,500	
	AL	Component:	1998 MONROE MODEL MV16884 SANDER ATTACHED TO		<u>158120</u>	\$ 600					
		Component:	2005 JENSON MODEL 442PHCSUDOT HEAD PLOW ATTACHED		<u>158119</u>	\$ 600					
		Component:	1999 MONROE MODEL 12DBL/SGL WING PLOW ATTACHED TO		<u>158118</u>	\$ 600					
										<b>Total Price of Vehicle w/Component</b>	<b>\$ 12,300</b>

\*\* Prices are subject to verification

\*\* Some images may be multiple inventory items with each having an individual price.

\*\* Component(s) MUST sell with equipment

Year	Manufacturer	Description	Serial Number	Mileage	Inventory #	Price	Image	Maintenance History	Discount %	Current Price
1999	INTERNATION	2674	1HTGLAHT1XH647063	125020	<u>157704</u>	\$11,000			0%	\$ 11,000
	AL	Component: 1998 MONROE MODEL MV16884 SANDER ATTACHED TO				<u>157703</u>				\$ 600
		Component: 1996 JENSEN MODEL 442 HEAD PLOW ATTACHED TO SR01239				<u>157702</u>				\$ 600
<b>Total Price of Vehicle w/Component</b>										<b>\$ 12,200</b>
1998	INTERNATION	2674	1HTGLAHTXWH536509	156337	<u>157700</u>	\$11,000			0%	\$ 11,000
	AL	Component: 1998 MONROE MODEL MV16884 SANDER STTACHED TO				<u>157699</u>				\$ 600
		Component: 1990 SCHMIDT MODEL R4512H HEAD PLOW ATTACHED TO				<u>157698</u>				\$ 600
<b>Total Price of Vehicle w/Component</b>										<b>\$ 12,200</b>
1998	INTERNATION	2674	1HTGLAHT8WH536508	206088	<u>157918</u>	\$11,000			0%	\$ 11,000
	AL	Component: SR13862: 1998 MONROE MODEL MV16884 SANDER ATTACHED				<u>157917</u>				\$ 600
		Component: SR03217: 2000 HENDERSON MODEL SNOWFOE PLOW				<u>157916</u>				\$ 600
<b>Total Price of Vehicle w/Component</b>										<b>\$ 12,200</b>
1997	WHITE GMC	wg64	4VHJCCME5VR855513	128342	<u>157684</u>	\$10,500			0%	\$ 10,500
		Component: 1996 MONROE MODEL MV16884 SANDER ATTACHED TO				<u>157683</u>				\$ 600
		Component: 1996 JENSEN MODEL 442 HEAD PLOW ATTACHED TO SR01758				<u>157682</u>				\$ 600
		Component: 997 MONROE MODEL SFPW-12 WING PLOW ATTACHED TO				<u>157681</u>				\$ 600
<b>Total Price of Vehicle w/Component</b>										<b>\$ 12,300</b>
1997	WHITE GMC	WG64	4V5JCBME7VR855505	15550	<u>157882</u>	\$11,000			0%	\$ 11,000
		Component: 1998 MONROE MODEL MV16884 SANDER ATTACHED TO				<u>157881</u>				\$ 500
		Component: 1996 JENSEN MODEL 442 HEAD PLOW ATTACHED TO SR01759				<u>157880</u>				\$ 600
<b>Total Price of Vehicle w/Component</b>										<b>\$ 12,100</b>
1989	SHOP BUILT		UTT45774	0	<u>153544</u>	\$450			0%	\$ 450

\*\* Prices are subject to verification

\*\* Some images may be multiple inventory items with each having an individual price.

\*\* Component(s) MUST sell with equipment

Year	Manufacturer	Description	Serial Number	Mileage	Inventory #	Price	Image	Maintenance History	Discount %	Current Price
					<u>153544</u>					